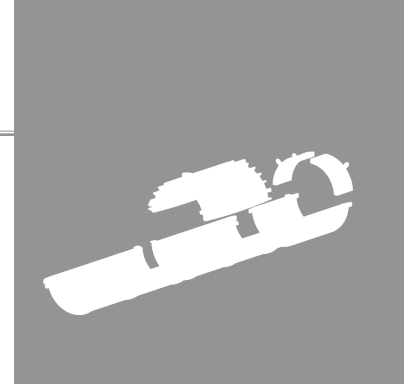


# Pipe Bending Sets

*Check to see if it says Sawyer inside*



## The Sawyer Value


- 20" sets come in 3 pieces with a Die, Stiffback, and Pinup Shoe
- 30" and larger sets come in 6 pieces with a Die, Stiffback (2 pieces), Pinup Shoe and Pinup Clamp (2 pieces)
- Sets are made for any make, model, and size of Pipe Bending Machine
- 1 year warranty

## Testimonials

- "Most folks don't realize 90% of pipe bending dies go through Sawyer Manufacturing"

**Decades of  
experience**

**Fit any size, make  
and model**




**Bending Sets  
20" PBM**



**Bending Sets  
30" & 36" PBM**

*\*Die shown is a rib style die, but actual die for this size range will be a shoulder style die*



**Bending Sets  
42", 48" & 60" PBM**

Model No.	Pieces	Est. Shipping Wgt.	
<b>Lined Set 6-20"</b>			
LBS6x20	3	1200 lbs.	544 kg
LBS10x20	3	1150 lbs.	522 kg
LBS20x20	3	1000 lbs.	454 kg
<b>Lined Set 16-30"</b>			
LBS16x30	6	3850 lbs.	1746 kg
LBS30x30	6	5020 lbs.	2277 kg
<b>Lined Set 22-36"</b>			
LBS22x36	6	6000 lbs.	2722 kg
LBS36x36	6	5300 lbs.	2404 kg
<b>Lined Set 32-42"</b>			
LBS32x42	6	7800 lbs.	3538 kg
LBS42x42	6	7500 lbs.	3402 kg
<b>Lined Set 38-48"</b>			
LBS38x48	6	11500 lbs.	5216 kg
LBS48x48	6	9400 lbs.	4264 kg
<b>Lined Set 48-60"</b>			
LBS48x60	6	15300 lbs.	6940 kg
LBS54x60	6	14000 lbs.	6350 kg
LBS60x60	6	12000 lbs.	5443 kg



**SAWYER MFG COMPANY**