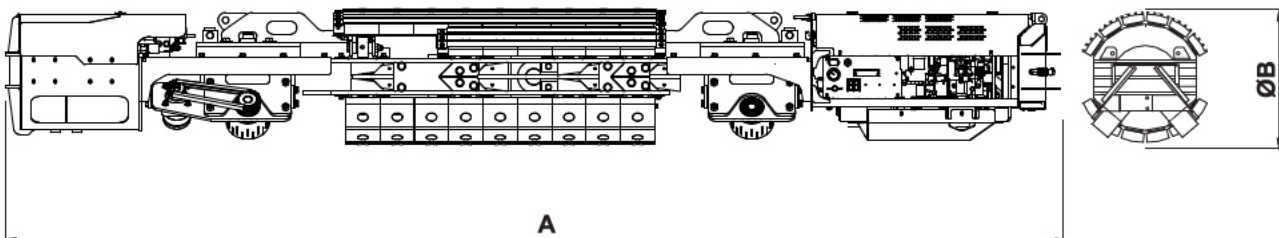



Self Contained Mandrel SCWH



Dimension / Model	SCWH 30-32	SCWH 34-36	SCWH 42-44	SCWH 46-48
Mandrel Length (A)	4900 mm ; 193 inc		5450 mm ; 215 inc	
Mandrel Diameter (Øb)	650 mm ; 26 inc	800 mm ; 31.5 inc	900 mm ; 35.4 inc	1070 mm ; 42 inc
Net Weight	2450 kg ; 5400 lb	2550 kg ; 5620 lb	4800 kg ; 10580 lb	5000 kg ; 11020 lb
Hyd System Max Working Pressure	250 bar ; 3625 psi			
Hyd System Max Flow	60 l/min ; 15.85 gpm			

The information provided in this brochure is indicative. The manufacturer may change the models described in this brochure at any time for technical and commercial purposes. The illustrations in this brochure do not necessarily show a standard version of the machine.



**For Pricing And Availability Contact Our Sales
Team at 780-962-6559**




*The Right Product &
Service **Every Time***

General Specifications



Engine

Engine Displacement	1498 cm ³
Cylinders	4
Net flywheel power	18.5 kW/2300 rpm
Fuel	Diesel
Cooling	Water cooled



Electrical System

Operating voltage	12 V
Batteries	12 V
Capacity (total)	55 Ah



Hydraulic System

Main pumps	1
Flow max	60 l/min (16 gal/min)
Working Max pressure	250 bar (3626 p.s.i.)




Controls

Type	Remote control (radio control)
------	--------------------------------

Fluid Capacities

Diesel fuel tank	40 l (10.5 U.S. gal)
Hydraulic oil tank	60 l (16 U.S. gal)
Engine cooling system	4.0 l (1 U.S. gal)
Engine oil	6.0 l (1,6 U.S. gal)



For Pricing And Availability Contact Our Sales Team at 780-962-6559